

# TIBETAN WHITE

SP




## RECOMMENDED APPLICATIONS

FLOORS & WALLS	SHOWER FLOORS & WALLS	EXTERIOR PAVING FREEZE THAW STABLE
YES	YES	NO


## TECHNICAL SPECIFICATIONS

COMPRESSIVE STRENGTH	TENSILE STRENGTH	WATER ABSORPTION	BULK DENSITY
108.9 MPa	19.9 MPa	0.14%	.272 kg/m <sup>3</sup>


## STOCKED SIZES



12" x 24" x 3/8"  
Honed & Polished



12" x 12" x 3/8"  
Honed



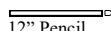
3/4" x 3/4" x 3/8"  
Honed




6" x 12" x 3/8"  
Honed & Polished



12" Chair Rail  
Honed



12" Pencil  
Honed



12" Base  
Honed

## MATERIAL

MARBLE

## COUNTRY OF ORIGIN

CHINA

## NOTES

- OTHER SIZES OR FINISHES AVAILABLE VIA SPECIAL ORDER
- STONE IS A NATURAL PRODUCT. IT IS IMPERATIVE THAT YOU REQUEST JOB SAMPLES AND RANGE PICTURES FOR EVERY JOB

## RANGE

